

**RESOLUTION NO. 2017-02**

**A RESOLUTION OF THE COMMUNITY REDEVELOPMENT AGENCY FOR THE CITY OF SAFETY HARBOR, AMENDING THE BUDGET FOR THE FISCAL YEAR COMMENCING OCTOBER 1, 2016, AND ENDING SEPTEMBER 30, 2017, TO INCREASE THE CARRYFORWARD FROM FY 2015/16, TO DECREASE SALARIES, OTHER CURRENT CHARGES, AND IMPROVEMENTS OTHER THAN BUILDINGS, AND TO INCREASE BUDGETED FUND RESERVE; PROVIDING FOR APPROPRIATION; PROVIDING FOR PUBLICATION; AND PROVIDING FOR AN EFFECTIVE DATE**

WHEREAS, the City Commission, acting as the Community Redevelopment Agency, has reviewed the projected expenditures for the 2016/2017 fiscal year budget; and

WHEREAS, the City Commission, acting as the Community Redevelopment Agency, at any time within a fiscal year or within up to 60 days following the end of the fiscal year, may amend the budget for that year by resolution; and

WHEREAS, having observed all appropriate procedures required by Florida Statutes, the City Commission, acting as the Community Redevelopment Agency, deems it necessary, proper, and in the best interest of the public to amend said budget.

NOW, THEREFORE, BE IT RESOLVED BY THE COMMUNITY REDEVELOPMENT AGENCY FOR THE CITY OF SAFETY HARBOR, FLORIDA, IN SESSION DULY AND REGULARLY ASSEMBLED, that:

Section 1. The budget for the Community Redevelopment Agency for the 2016/2017 fiscal year as shown in column a of Exhibit A, FY16/17 Adopted, attached hereto and incorporated herein by reference, is hereby amended pursuant to the changes reflected in column d of Exhibit A, FY16/17 Amended, and adopted as the operating budget for the Community Redevelopment Agency, City of Safety Harbor, Florida, for the fiscal year beginning October 1, 2016, and ending September 30, 2017.


Section 2. From the effective date of this Resolution, the several amended amounts stated as expenditures in column d of Exhibit A, FY16/17 Amended, shall be available for appropriation for the several line items and purposes named therein.

Section 3. The City Clerk is hereby directed to furnish a certified copy of this Resolution to the Director of Finance of the City of Safety Harbor, Florida and to publish the Resolution and the amended budget in accordance with the requirements of Florida Statutes.


Section 4. This Resolution shall become effective immediately upon its passage and adoption.

PASSED AND ADOPTED BY THE COMMUNITY REDEVELOPMENT AGENCY FOR THE CITY OF SAFETY HARBOR, FLORIDA, THIS 20th DAY OF NOVEMBER, 2017.

  
\_\_\_\_\_  
Mayor-Commissioner


  
\_\_\_\_\_  
Vice Mayor-Commissioner

  
\_\_\_\_\_  
Commissioner

  
\_\_\_\_\_  
Commissioner

  
\_\_\_\_\_  
Commissioner

ATTEST:

  
\_\_\_\_\_  
City Clerk

APPROVED AS TO FORM:

  
\_\_\_\_\_  
City Attorney

I, Karen Sammons, City Clerk of the City of Safety Harbor, do hereby certify this copy to be a true copy of the original as it appears in the files of the City of Safety Harbor.

  
\_\_\_\_\_  
Karen Sammons, City Clerk

## EXHIBIT A

FY 2017

FY 2018

October 1, 2016 through September 30, 2017

October 1, 2017 through September 30, 2018

October 1, 2016 through September 30, 2017				October 1, 2017 through September 30, 2018			
a	b	c	d	e	f	g	h
				Budget Amendment			
FY 16/17 Adopted	FY 16/17 Amended	Budget Amendment	FY 16/17 Final Amended	FY 17/18 Adopted	Encumbrance roll- forwards	Budget Amendment	FY 17/18 Amended
<b>REVENUES</b>							
Ad valorem taxes	\$ 183,580	\$ 183,580	\$ -	\$ 183,580	\$ 284,860	\$ -	\$ 284,860
Ad valorem taxes from Pinellas County	249,310	249,310	-	249,310	208,930	-	208,930
Interest income	7,870	7,870	-	7,870	9,570	-	9,570
Balance forward	211,240	598,877	5,137	604,014	130,140	39,393	453,742
Total inflows	652,000	1,039,637	5,137	1,044,774	633,500	39,393	957,102
<b>EXPENDITURES</b>							
Personal services	42,230	42,230	(224)	42,006	43,370	-	43,370
Other current charges							
Banners	2,000	4,717	(491)	4,226	2,000	389	2,389
Brochures	600	600	(254)	346	600	-	600
Decorative lighting	5,000	5,000	(1,827)	3,173	18,000	-	18,000
District fees	670	670	250	920	920	-	920
Downtown parking lease	10,000	10,000	(140)	9,860	10,000	-	10,000
Economic Development	-	-	-	-	100,000	60,000	160,000
Facade and partnership incentives	50,000	80,000	(34,114)	45,886	75,000	20,000	95,000
Jolley Trolley	-	-	438	438	-	-	-
Land lease - CSX	440	440	10	450	440	-	440
Marina fountain	-	25,000	(4,212)	20,788	-	-	-
Public Art Committee	30,000	40,392	(24,956)	15,436	30,000	10,092	40,092
Sidewalk R/R	25,000	-	-	-	25,000	-	25,000
Signage	15,000	12,500	(12,500)	-	15,000	7,700	22,700
Streetscaping - benches, trash cans, planter, ballasts	20,000	20,000	(3,001)	16,999	28,000	-	28,000
Tree program	2,500	2,500	(2,500)	-	2,500	-	2,500
Subtotal Other current charges	161,210	201,819	(83,297)	118,522	307,460	38,181	405,641
Improvements other than buildings							
Oak tree lighting protection	7,000	7,000	-	7,000	7,000	-	7,000
Baranoff oak tree support system	-	-	-	-	13,000	-	13,000
Artificial holiday tree	-	-	-	-	10,000	-	10,000
Solar lighting for MCP sidewalks	12,500	12,500	(12,500)	-	-	-	-
Veterans Memorial improvements	50,000	50,000	(50,000)	-	82,000	-	82,000
Main Street electrical/irrigation/landscaping	175,000	175,000	(164,068)	10,932	-	205,000	205,000
Main Street holiday decorations	25,000	35,020	(810)	34,210	-	1,212	1,212
Main Street bricks	-	-	10,018	10,018	-	-	-
Walkability improvements	-	-	-	-	-	25,000	25,000
CRA New Sidewalk Construction	-	10,946	(3,818)	7,128	-	-	-
CRA Sidewalk 10th Avenue South	-	42,800	(42,800)	-	-	-	-
Mullet Creek Bridge	-	221,760	(17,544)	204,216	-	-	-
Museum improvements	-	55,000	(55,000)	-	-	5,810	5,810
Subtotal Improvements other than buildings	269,500	610,026	(336,522)	273,504	112,000	1,212	349,022
Transfer to General Fund for Waterfront Park	157,000	157,000	-	157,000	157,000	-	157,000
Ending fund reserve	22,060	28,562	425,180	453,742	13,670	(11,601)	2,069
Total expenditures	\$ 652,000	\$ 1,039,637	\$ 424,956	\$ 1,044,774	\$ 633,500	\$ 39,393	\$ 957,102